


Total Funds Available	8,747,159.50	15,040,931.94				41,928,734.53
Conduct of Risk Assessment /Vulnerability Assessment						
Data Banking on Elements-at-Risk & Monitoring		111,750.00				111,750.00
Early Warning System (EWS)						
Insurance to Rescuers and Volunteers		22,350.00				22,350.00
Meetings on disaster mitigation & prevention						
DRR-CCA orientation to NGOs,CSOs & Ips						
Reproduction of IEC						
Blood-letting activities						

Procurement of medicines/supplies for disaster prevention & mitigation for emerging /reemerging diseases						
Mobilization of rescuers & PDRRMC members						
Planning Workshop on establishment of waste water treatment facility						
Water conservation project (construction of rain collector)						
Watershed conservation (Jordan, Ubog, Lanipe)		6,000.00				6,000.00
Support to agro-forestry development		11,000.00				11,000.00
Conduct of disaster preparedness trainings/meetings/orientations/drills/simulation exercises						


Disaster-Rescue Equipment & supplies		3,779.00				3,779.00
Supplies for the use of Prov'l Evacuation Center						
NDCM		7,000.00				7,000.00
Attendance to trainings						
Post Damage & Needs Analysis (PDANA)						
Stockpiling of basic emergency supplies & equipment		14,965.35				14,965.35
Manning of 24/7 operation disaster OpCen for disaster/emergency response		365,250.00				365,250.00
Financial and Livelihood assistance to disaster- affected population		7,000.00				7,000.00

Trainings for Social preparedness of evacuees/relocated population						
Multi-stakeholders planning of monitoring and implementation of recovery plans						
Land for relocation of disaster-affected communities in hazard prone areas						
Total Utilization		549,094.35	none	none	none	549,094.35
Unutilized Balance	8,747,159.50	14,491,837.59	none	none	none	41,379,640.18

Prepared by:


 TERESITA G. SIASON
 LDRRMO IV

Certified correct:


 GREGORY TENOSO II
 Accountant II/OIC


5% LOCAL DISASTER RISK REDUCTION & MANAGEMENT F
 September

ACTIVITIES	BUDGET	DISBURSEMENT				
		MITIGATION				
		Jan	Feb	Mar	Apr	May
Conduct of Risk Assessment /Vulnerability Assessment	857,500.00		2,051.01			
Data Banking on Elements-at-Risk & Monitoring	467,400.00					12,320.00
Early Warning System (EWS)	314,400.00		4,000.00		2,000.00	2,000.00
Insurance to Rescuers and Volunteers	37,500.00	3,600.00				
Meetings on disaster mitigation & prevention	51,000.00					
DRR-CCA orientation to NGOs,CSOs & Ips	125,000.00					
Reproduction of IEC	200,000.00					
Blood-letting activities	37,500.00					
Procurement of medicines/supplies for disaster prevention & mitigation for emerging /reemerging diseases	500,000.00		3,250.00	4,500.00	1,500.00	
Mobilization of rescuers & PDRRMC members	750,000.00		450.00			
Planning Workshop on establishment of waste water treatment facility	100,000.00					

Water conservation project (construction of rain collector)	1,130,200.00					
Watershed conservation (Jordan, Ubog, Lanipe)	100,000.00					
Support to agro-forestry development	126,000.00					
PREPAREDNESS						
Conduct of disaster preparedness trainings/meetings/orientations/drills/simulation exercises	1,923,000.00				52,000.00	202,600.00
Disaster-Rescue Equipment & supplies	1,750,000.00		849,791.50	4,360.00	10,785.25	144,095.00
Supplies for the use of Prov'l Evacuation Center	34,018.85					
NDCM	112,500.00					
Attendance to trainings	50,000.00					
RESPONSE						
Post Damage & Needs Analysis (PDANA)	100,000.00					
Stockpiling of basic emergency supplies & equipment	1,048,020.00					
Manning of 24/7 operation disaster OpCen for disaster/emergency response	5,024,000.00		557,480.00	546,140.00	202,440.00	409,360.00
REHABILITATION/RECONSTRUCTION						

Financial and Livelihood assistance to disaster-affected population	900,000.00		10,000.00	5,000.00	2,000.00	
Trainings for Social preparedness of evacuees/relocated population	150,000.00					
Multi-stakeholders planning of monitoring and implementation of recovery plans	50,000.00					
Land for relocation of disaster-affected communities in hazard prone areas	4,472,000.00					
QRF	8,747,159.50					
TOTAL	29,157,198.35	3,600.00	1,427,022.51	560,000.00	270,725.25	770,375.00

Prepared by:


TERESITA G. SIASON
LDRRMO IV/LDRRMS



UND 2018

				BALANCE
June	July	Aug	Sept	
				855,448.99
25,480.00	11,480.00	25,480.00	111,750.00	280,890.00
	2,000.00	2,000.00		302,400.00
		8,400.00	22,350.00	3,150.00
				51,000.00
				125,000.00
				200,000.00
		37,500.00		0.00
1,800.00	50,502.00			438,448.00
146,600.00	31,202.00	1,122.00		570,626.00
				100,000.00

				1,130,200.00
			6,000.00	94,000.00
			11,000.00	115,000.00
416,000.00	10,000.00			1,242,400.00
396,774.95	35,883.20	44,820.00	3,779.00	259,711.10
				34,018.85
67,000.00	16,500.00		7,000.00	22,000.00
				50,000.00
				100,000.00
			14,965.35	1,033,054.65
399,000.00	188,720.00	379,120.00	365,250.00	1,976,490.00

	10,000.00	30,000.00	7,000.00	836,000.00
				150,000.00
				50,000.00
				4,472,000.00
				8,747,159.50
1,452,654.95	356,287.20	528,442.00	549,094.35	23,238,997.09