

MANPOWER COMPLEMENT

Republic of the Philippines

Budget Year 2019

3rd Quarter

Province of Guimaras

Nature of Appointment or Employment	Number	Compensation and other Benefits		Total
		Salaries and Wages	Other Monetary Benefits (Mid Year)	
		I. Permanent	536	
II. Contractual	-	-	-	-
III. Job Order/ Contract of Service	868	17,602,078.00	-	17,602,078.00
<i>Grand Total</i>	1,404	53,429,192.94	-	53,429,192.94

We hereby certify that we have reviewed the contents and hereby attest the veracity and correctness of the data or information contained in this document.


BRENDA R. DALAY
HRMO III/OIC - PHRMO
 Human Resource Management Officer


GREGORY G. TENOSO
ACCOUNTANT III
 Acting Provincial Accountant


SAMUEL T. SUMARIN, M.D. M.P.H.
GOVERNOR
 LCE

Notes:

1. Contractual personnel are those whose employment in the government is in accordance with special contract to undertake a specific work or job, requiring special or technical skills not available in the employing agency, to be accomplished within a specific period, which in no case shall exceed one year, and performs or accomplishes the specific work or job, under his own responsibility with a minimum of direction and supervision from the hiring agency.

(source; PRESIDENTIAL DECREE No. 807 October 6, 1975)

2. Contract of Services/ Job Orders are employees whose services rendered are not considered governments services and do not enjoy the benefits enjoyed by government employees. The job order covers piece work or intermittent job of short duration not exceeding six months on a daily basis. (Source: Omnibus Rules Implementing Book V of E.O. No. 292 and other Pertinent Civil Service Laws)

PGG GENERAL PAYROLL

JULY 2019

No.	OFFICE	MONTHLY SALARY	LESS	TOTAL
1	GO	1,066,054.17	153,807.00	912,247.17
2	OSP	1,492,225.00	962,781.00	529,444.00
3	ADMIN	154,323.00		154,323.00
4	PHRMDO	210,959.00		210,959.00
5	PPDO	441,812.00		441,812.00
6	PGSO	447,528.00		447,528.00
7	PBO	205,809.00		205,809.00
8	ACCOUNTING	376,162.00		376,162.00
9	PTO	221,630.00		221,630.00
10	PASSO	379,385.00		379,385.00
11	PLO	136,764.00		136,764.00
12	PHO	390,654.00		390,654.00
13	BEH	804,873.90		804,873.90
14	NVDH	697,109.00		697,109.00
15	PSWDO	294,785.00		294,785.00
16	PEDO	354,341.03		354,341.03
17	POAS	571,031.00		571,031.00
18	PVET	213,660.00		213,660.00
19	GENRO	237,637.00		237,637.00
20	PEO	956,437.33		956,437.33
21	TOURISM	157,318.00		157,318.00
22	DCGNPH	3,122,780.50		3,122,780.50
TOTAL		12,933,277.93	1,116,588.00	11,816,689.93

PGG GENERAL PAYROLL

AUGUST 2019

No.	OFFICE	MONTHLY SALARY	LESS	TOTAL
1	GO	1,067,203.00	153,807.00	913,396.00
2	OSP	1,968,017.00	1,169,179.00	798,838.00
3	ADMIN	154,323.00		154,323.00
4	PHRMDO	210,959.00		210,959.00
5	PPDO	438,434.00		438,434.00
6	PGSO	447,528.00		447,528.00
7	PBO	188,382.81		188,382.81
8	ACCOUNTING	376,162.00		376,162.00
9	PTO	221,576.00		221,576.00
10	PASSO	379,385.00		379,385.00
11	PLO	135,494.00		135,494.00
12	PHO	464,930.00		464,930.00
13	BEH	803,949.00		803,949.00
14	NVDH	697,109.00		697,109.00
15	PSWDO	294,785.00		294,785.00
16	PEDO	351,968.24		351,968.24
17	POAS	571,697.00		571,697.00
18	PVET	213,660.00		213,660.00
19	GENRO	235,801.00		235,801.00
20	PEO	926,181.03		926,181.03
21	TOURISM	167,631.24		167,631.24
22	DCGNPH	3,122,780.50		3,122,780.50
TOTAL		13,437,955.82	1,322,986.00	12,114,969.82


**PGG GENERAL PAYROLL
SEPTEMBER 2019**

No.	OFFICE	MONTHLY SALARY	LESS	TOTAL
1	GO	1,092,867.00	153,807.00	939,060.00
2	OSP	1,814,703.26	1,169,179.00	645,524.26
3	ADMIN	154,323.00		154,323.00
4	PHRMDO	210,959.00		210,959.00
5	PPDO	442,448.00		442,448.00
6	PGSO	447,528.00		447,528.00
7	PBO	187,181.00		187,181.00
8	ACCOUNTING	376,162.00		376,162.00
9	PTO	219,754.97		219,754.97
10	PASSO	379,385.00		379,385.00
11	PLO	135,494.00		135,494.00
12	PHO	427,132.96		427,132.96
13	BEH	785,573.00		785,573.00
14	NVDH	697,109.00		697,109.00
15	PSWDO	294,785.00		294,785.00
16	PEDO	347,452.00		347,452.00
17	POAS	571,697.00		571,697.00
18	PVET	213,660.00		213,660.00
19	GENRO	235,801.00		235,801.00
20	PEO	914,055.00		914,055.00
21	TOURISM	157,318.00		157,318.00
22	DCGNPH	3,113,053.00		3,113,053.00
TOTAL		13,218,441.19	1,322,986.00	11,895,455.19

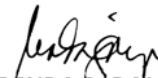
GRAND TOTAL

-
35,827,114.94

PREPARED BY:


CLIFFORD G. SALES
HRMO I

CERTIFIED CORRECT:


BRENDA R. DAJAY
HRMO III/OIC-PHRMDI


JOB HIRE MANPOWER COMPLEMENT

JOB HIRE MANPOWER COMPLEMENT


JOB HIRE MANPOWER COMPLEMENT

JULY 2019						
No.	OFFICE	NO. OF MALE	NO. OF FEMALE	Total	DAILY SALARY	JULY DAYS
1	Admin	0	3	3	840.00	18,480.00
2	BAC	1	1	2	560.00	12,320.00
3	BEH	10	23	33	9,495.00	208,890.00
4	COA	1	1	2	560.00	12,320.00
5	DCGNPH	40	139	179	56,296.00	1,236,512.00
6	GAD	0	1	1	280.00	6,160.00
7	GENRO	5	8	13	3,520.00	77,440.00
8	GO	156	46	202	52,885.00	1,163,470.00
9	INHDI	8	14	22	6,274.00	138,028.00
10	PAO	2	3	5	1,400.00	30,800.00
11	PassO	1	7	8	2,180.00	47,960.00
12	PBO	1	2	3	840.00	18,480.00
13	POBRMAC	45	13	58	15,100.00	332,200.00
14	PEDO	2	4	6	1,680.00	36,960.00
15	PEO	101	27	128	34,800.00	765,600.00
16	PESO	12	12	24	6,120.00	134,640.00
17	PHO	2	0	2	500.00	11,000.00
18	PHRMDO	2	2	4	1,120.00	24,640.00
19	PIO	3	2	5	1,280.00	28,160.00
20	POAS	15	18	33	9,300.00	204,600.00
21	PPDO	3	1	4	1,090.00	23,980.00
22	PSWDO	2	11	13	3,280.00	72,160.00
23	PTEDC	14	5	19	5,170.00	113,740.00
24	PTO	0	3	3	840.00	18,480.00
25	PVSO	11	4	15	3,810.00	83,820.00
26	SP Beltran	3	1	4	1,120.00	24,640.00
27	SP De La Cruz	3	2	5	1,310.00	28,820.00
28	SP Delampa	2	1	3	810.00	17,820.00
29	SP Edang	1	0	1	280.00	6,160.00
30	SP Fernandez	3	1	4	1,090.00	23,980.00
31	SP Gadhnanan	1	1	2	560.00	12,320.00
32	SP Gano	2	2	4	1,120.00	24,640.00
33	SP Gavileño	0	2	2	560.00	12,320.00
34	SP Gonzaga	3	2	5	1,310.00	28,820.00
35	SP Honrado	3	2	5	1,370.00	30,140.00
36	SP Viches	2	1	3	840.00	18,480.00
37	Tourism	9	13	22	6,315.00	138,930.00
38	Vice Gov.	10	3	13	3,550.00	78,100.00
TOTAL	479	382	861	239,985.00	5,279,670.00	

PREPARED BY:



CLIFFORD G. SALES
 HRMO/1

CERTIFIED CORRECT:



BRENDA R. DAJAY
 HRMO II/OIC-PHRMDO

AUGUST 2019						
No.	OFFICE	NO. OF MALE	NO. OF FEMALE	Total	DAILY SALARY	AUGUST 21 DATES
1	Admin	0	3	3	840.00	18,480.00
2	BAC	1	1	2	560.00	12,320.00
3	BEH	10	23	33	9,495.00	208,890.00
4	COA	1	1	2	560.00	12,320.00
5	DCGNPH	40	141	181	56,546.00	1,244,012.00
6	GAD	0	1	1	280.00	6,160.00
7	GENRO	5	8	13	3,520.00	77,440.00
8	GO	152	44	196	51,170.00	1,125,740.00
9	INHDI	8	14	22	6,274.00	138,028.00
10	PAO	2	3	5	1,400.00	30,800.00
11	PassO	2	7	9	2,430.00	53,460.00
12	PBO	1	2	3	840.00	18,480.00
13	POBRMAC	43	13	56	14,570.00	320,540.00
14	PEDO	2	4	6	1,680.00	36,960.00
15	PEO	101	26	127	34,270.00	753,940.00
16	PESO	12	12	24	6,120.00	134,640.00
17	PHO	1	1	2	500.00	11,000.00
18	PHRMDO	2	2	4	1,120.00	24,640.00
19	PIO	3	2	5	1,280.00	28,160.00
20	POAS	15	18	33	9,300.00	204,600.00
21	PPDO	3	1	4	1,090.00	23,980.00
22	PSWDO	2	11	13	3,280.00	72,160.00
23	PTEDC	12	6	18	4,890.00	107,580.00
24	PTO	0	3	3	840.00	18,480.00
25	PVSO	4	4	8	2,030.00	44,660.00
26	SP Beltran	3	1	4	1,120.00	24,640.00
27	SP De La Cruz	3	2	5	1,310.00	28,820.00
28	SP Delampa	2	1	3	810.00	17,820.00
29	SP Edang	1	0	1	280.00	6,160.00
30	SP Fernandez	3	1	4	1,090.00	23,980.00
31	SP Gadhnanan	1	1	2	560.00	12,320.00
32	SP Gano	2	2	4	1,120.00	24,640.00
33	SP Gavileño	0	2	2	560.00	12,320.00
34	SP Gonzaga	3	1	4	1,060.00	23,320.00
35	SP Honrado	3	2	5	1,370.00	30,140.00
36	SP Viches	2	1	3	840.00	18,480.00
37	Tourism	9	13	22	6,315.00	138,930.00
38	Vice Gov.	10	3	13	3,550.00	78,100.00
TOTAL	464	381	845	234,870.00	5,167,140.00	

PREPARED BY:



CLIFFORD G. SALES
 HRMO/1

CERTIFIED CORRECT:



BRENDA R. DAJAY
 HRMO II/OIC-PHRMDO

SEPTEMBER 2019						
No.	OFFICE	NO. OF MALE	NO. OF FEMALE	Total	DAILY SALARY	SEPTEMBER SALARY 18 DAYS
1	Admin	0	3	3	840.00	18,480.00
2	BAC	1	1	2	560.00	12,320.00
3	BEH	10	22	32	9,120.00	200,640.00
4	COA	1	1	2	560.00	12,320.00
5	DCGNPH	40	139	179	56,546.00	1,244,012.00
6	GAD	0	1	1	280.00	6,160.00
7	GENRO	5	8	13	3,520.00	77,440.00
8	GO	151	44	195	50,890.00	1,119,580.00
9	INHDI	8	16	24	6,920.00	152,438.00
10	PAO	2	3	5	1,400.00	30,800.00
11	PassO	2	7	9	2,430.00	53,460.00
12	PBO	1	2	3	840.00	18,480.00
13	POBRMAC	43	15	58	15,130.00	332,860.00
14	PEDO	2	4	6	1,680.00	36,960.00
15	PEO	95	19	114	31,060.00	683,320.00
16	PESO	11	12	23	5,870.00	129,140.00
17	PHO	1	1	2	500.00	11,000.00
18	PHRMDO	2	2	4	1,120.00	24,640.00
19	PIO	3	2	5	1,280.00	28,160.00
20	POAS	15	20	35	10,140.00	223,080.00
21	PPDO	3	1	4	1,090.00	23,980.00
22	PSWDO	2	11	13	3,280.00	72,160.00
23	PTEDC	11	5	16	4,330.00	95,260.00
24	PTO	0	3	3	840.00	18,480.00
25	PVSO	4	4	8	2,030.00	44,660.00
26	SP Beltran	3	1	4	1,120.00	24,640.00
27	SP De La Cruz	3	2	5	1,310.00	28,820.00
28	SP Delampa	2	1	3	810.00	17,820.00
29	SP Edang	0	0	0	-	-
30	SP Fernandez	3	1	4	1,090.00	23,980.00
31	SP Gadhnanan	1	1	2	560.00	12,320.00
32	SP Gano	2	2	4	1,120.00	24,640.00
33	SP Gavileño	0	2	2	560.00	12,320.00
34	SP Gonzaga	3	1	4	1,060.00	23,320.00
35	SP Honrado	3	2	5	1,370.00	30,140.00
36	SP Viches	2	1	3	840.00	18,480.00
37	Tourism	9	13	22	6,315.00	138,930.00
38	Vice Gov.	10	3	13	3,550.00	78,100.00
TOTAL	454	376	830	231,970.00	5,103,340.00	

PREPARED BY:


CLIFFORD G. SALES
 HRMO/1

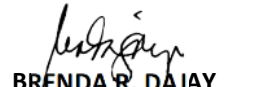
CERTIFIED CORRECT:


BRENDA R. DAJAY
 HRMO II/OIC-PHRMDO

MANPOWER COMPLEMENT CONTRACT OF SERVICES
3rd QTR 2019

No.	Name	Designation	Office	Monthly Salary	July to September Salary
1	Rafael S. Abadaje	Mechanical Engineer	SO	40,000.00	120,000.00
2	Barbara Lorenz Aquino	Accountant	SO Accounting Office	15,000.00	45,000.00
3	Brendale Anna A. Salis	Medical Technologist	SO/DCGNPH	12,000.00	36,000.00
4	Elyn B. Alarcon	Computer Programmer	SO/PTDC	10,000.00	30,000.00
5	Donat Mae C. Bando	Consultant/Trainer	SO/PTDC	13,500.00	40,500.00
6	Diane Grace H. Porras	Teacher	SO/Local School Board - San Nicolas Elem. School	13,500.00	40,500.00
7	Idan Rose M. Mapulling	Teacher	SO/Local School Board - Santa Rosa Elem. School	13,500.00	40,500.00
8	Rita Anne A. Balencas	Medical Specialist III	SO/DCGNPH	25,000.00	75,000.00
9	Thera A. Gabasa	Teacher	SO/Local School Board - San Miguel Concha School	13,500.00	40,500.00
10	Gerie G. Gonzales	Teacher	SO/Local School Board - Tady Elem. School	13,500.00	40,500.00
11	James S. Raena	Pathologist	SO/PTDC	10,000.00	30,000.00
12	Janey P. Javelina	Teacher	SO/Local School Board - Tamborong Elem. School	13,500.00	40,500.00
13	Josephine T. Reyes	Cashier/Accountant	SO	10,000.00	30,000.00
14	John M. Gonsaga	Building/Grounds	SO	20,000.00	60,000.00
15	Joseph Canja	Maintenance Supervisor	SO/ONP	15,000.00	45,000.00
16	Joseph T. Legala	Pharmacist	SO/PTDC	12,000.00	36,000.00
17	Joseph R. Gonzales	Medical Technologist	SO/DCGNPH	12,000.00	36,000.00
18	Luzana P. Ibarra B.	Nurse	SO/DCGNPH	12,000.00	36,000.00
19	Ma. Ferlyn Capran	Teacher	SO/Local School Board - Luntuyan Elem. School	13,500.00	40,500.00
20	Maria R. Lamson	Training Specialist	SO/PTDC	12,000.00	36,000.00
21	Margaret Mae Gil	Medical Technologist	SO/DCGNPH	12,000.00	36,000.00
22	Mary Nell Marfil-Rosero	Site Engineer for PRDP Project	SO/PTDC	30,000.00	90,000.00
23	Marysue P. Montano	Teacher	SO/Local School Board - San Nicolas National High School	13,500.00	40,500.00
24	Merle S. Saldes	Teacher	SO/Local School Board - Santa Rosa Elem. School	13,500.00	40,500.00
25	Michelle April E. Genarical	Teacher	SO/Local School Board - Santa Rosa Elem. School	13,500.00	40,500.00
26	Naomi Solis	Medical Specialist	SO/DCGNPH	25,000.00	75,000.00
27	Patricia Marichon	Consultant	SO	20,000.00	60,000.00
28	Ramon A. Algodon Jr.	Electronic Engineer	SO	20,000.00	60,000.00
29	Ric Lim (Mrs.) T. Robinson, OAD	Driver	SO/PTDC	15,000.00	45,000.00
30	Richard Gabayoyo	Provincial Sports Coordinator	SO	10,000.00	30,000.00
31	Robert M. Pellingon	Trainer PTDC	SO/PTDC	13,500.00	40,500.00
32	Robert D. Osorio	Electrical Engineer	SO	75,000.00	225,000.00
33	Roderic A. Gigante	Medical Officer IV	SO/DCGNPH	45,000.00	135,000.00
34	Ruben Z. Magno	Postal Operation Officer	SO	20,000.00	60,000.00
35	Sharon Hope G. Sagre	Project Assistant I	SO	15,538.00	46,614.00
36	Sharon Mae Mantua	Teacher	SO/Local School Board - Mabaloi Elem. School	13,500.00	40,500.00
37	Sumaira P. Magallanes	Physical Therapist	SO/DCGNPH	12,000.00	36,000.00
38	Therese E. Ganga	Medical Technologist	SO/DCGNPH	12,000.00	36,000.00
TOTAL				683,976.00	2,051,928.00


CLIFFORD G. SALES
HR/HRD


MERINA W. DANY
HR/HRD / OIC-PARMSO

PGG GENERALL PAYROLL

APRIL TO JUNE 2019

Mid Year, Cash Gift & PEI

No.	OFFICE	Mid Year
1	GO	1,041,125.00
2	OSP	1,775,361.00
3	ADMIN	153,886.00
4	PHRMDO	210,959.00
5	PPDO	425,443.00
6	PGSO	447,528.00
7	PBO	205,809.00
8	ACCOUNTING	376,079.00
9	PTO	208,848.00
10	PAssO	378,030.00
11	LEGAL OFFICE	135,240.00
12	PHO	427,792.00
13	BEH	866,688.00
14	NVDH	697,109.00
15	PSWDO	294,785.00
16	PEDO	332,172.00
17	POAS	551,476.00
18	PVET	213,660.00
19	GENRO	235,342.00
20	PEO	909,942.00
21	TOURISM	156,980.00
22	DCGNPH	3,002,294.00
TOTAL		13,046,548.00

JAUARY		FEBRUARY	
CYRIL C BELTRAN	88,785.00	CYRIL C BELTRAN	104,884.00
CRESENTE CHAVEZ	87,474.00	CRESENTE CHAVEZ	103,199.00
JOSEFINA DE LA CRUZ	88,785.00	JOSEFINA DE LA CRUZ	104,884.00
REX FERNANDEZ	88,785.00	REX FERNANDEZ	104,884.00
JOHN EDWARD GANDO	97,734.00	JOHN EDWARD GANDO	116,616.00
MA SHEILA GANGE	27,064.00	MA SHEILA GANGE	34,278.00
KARREN KAYE GADNANAN	87,474.00	KARREN KAYE GADNANAN	103,199.00
DAVID G GANO	88,785.00	DAVID G GANO	104,884.00
DISODADO GONZAGA	88,785.00	DISODADO GONZAGA	104,884.00
DAN ELBY HABANA	88,785.00	DAN ELBY HABANA	104,884.00
AURELIO G TIONADO	87,474.00	AURELIO G TIONADO	103,199.00
	919,930.00		1,089,795.00

MARCH	
CYRIL C BELTRAN	104,884.00
CRESENTE CHAVEZ	103,199.00
JOSEFINA DE LA CRUZ	104,884.00
REX FERNANDEZ	104,884.00
JOHN EDWARD GANDO	116,616.00
MA SHEILA GANGE	34,278.00
DAVID G GANO	104,884.00
DISODADO GONZAGA	104,884.00
DAN ELBY HABANA	104,884.00
MARILOU S. DELUMPA	103,199.00
KARREN KAYE GADNANAN	103,199.00
AURELIO G TIONADO	103,199.00
	1,192,994.00

AUGUST	
CYRIL C BELTRAN	
CRESENTE CHAVEZ	
JOSEFINA DE LA CRUZ	
REX FERNANDEZ	
JOHN EDWARD GANDO	
MA SHEILA GANGE	
DAVID G GANO	
DISODADO GONZAGA	
DAN ELBY HABANA	
ASTER BRIAN G HIPONIA	
AURELIO G TIONADO	

AUGUST

88,785.00	CYRIL C BELTRAN	88,785.00
87,474.00	CRESENTE CHAVEZ	87,474.00
88,785.00	JOSEFINA DE LA CRUZ	88,785.00
88,785.00	REX FERNANDEZ	88,785.00
97,734.00	JOHN EDWARD GANDO	97,734.00
27,064.00	MA SHEILA GANGE	27,064.00
88,785.00	DAVID G GANO	88,785.00
88,785.00	DISODADO GONZAGA	88,785.00
88,785.00	DAN ELBY HABANA	88,785.00
87,474.00	ASTER BRIAN G HIPONIA	87,474.00
87,474.00	AURELIO G TIONADO	87,474.00
919,930.00		919,930.00

OCTOBER

CYRIL C BELTRAN	88,785.00
CRESENTE CHAVEZ	87,474.00
JOSEFINA DE LA CRUZ	88,785.00
REX FERNANDEZ	88,785.00
JOHN EDWARD GANDO	97,734.00
MA SHEILA GANGE	27,064.00
DAVID G GANO	88,785.00
DISODADO GONZAGA	88,785.00
DAN ELBY HABANA	88,785.00
ASTER BRIAN G HIPONIA	87,474.00
AURELIO G TIONADO	87,474.00
	919,930.00