

BUREAU OF LOCAL GOVERNMENT FINANCE
DEPARTMENT OF FINANCE

<http://blgf.gov.ph/>

(DOF-BLGF Memorandum Circular No. 023-2019 dated January 22, 2019, Annex A)

STATEMENT OF RECEIPTS AND EXPENDITURES

REGION: REGION VI - WESTERN VISAYAS

PROVINCE: GUIMARAS

CITY/MUNICIPALITY:

CALENDAR YEAR: 2023

QUARTER/ 1

PERIOD COVER:


Particulars	Income Target/ Budget Appropriation	General Fund	SEF
LOCAL SOURCES	209,900,000.00	60,312,788.33	10,087,102.89
TAX REVENUE	35,430,000.00	8,740,898.13	6,187,939.60
Real Property Tax	33,700,000.00	7,551,555.63	6,187,939.60
Tax on Business	870,000.00	687,759.34	0.00
Other Taxes	860,000.00	501,583.16	0.00
NON-TAX REVENUE	174,470,000.00	51,571,890.20	3,899,163.29
Regulatory Fees (Permits and Licenses)	1,500,000.00	678,157.80	0.00
Service/User Charges (Service Income)	8,800,000.00	1,715,417.00	0.00
Receipts from Economic Enterprises (Business Income)	161,010,000.00	49,072,586.79	0.00
Other Receipts (Other General Income)	3,160,000.00	105,728.61	3,899,163.29
EXTERNAL SOURCES	933,760,537.00	226,207,638.76	0.00
National Tax Allotment	871,760,537.00	216,207,638.76	0.00
Other Shares from National Tax Collections	0.00	0.00	0.00
Inter-Local Transfers	62,000,000.00	10,000,000.00	0.00
Extraordinary Receipts/Grants/Donations/Aids	0.00	0.00	0.00
TOTAL CURRENT OPERATING INCOME	1,143,660,537.00	286,520,427.09	10,087,102.89
ADD: SUPPLEMENTAL BUDGET (UNAPPROPRIATED SURPLUS) FOR CURRENT OPERATING	0.00	0.00	0.00
TOTAL AVAILABLE FOR CURRENT OPERATING EXPENDITURES	1,143,660,537.00	286,520,427.09	10,087,102.89
LESS: CURRENT OPERATING EXPENDITURES (PS + MOOE + FE)			
General Public Services	472,400,893.00	110,984,284.49	0.00
Education, Culture & Sports/Manpower Development	13,640,000.00	0.00	1,013,436.81
Health, Nutrition & Population Control	74,863,095.00	16,805,711.98	0.00
Labor and Employment	0.00	0.00	0.00
Housing and Community Development	0.00	0.00	0.00
Social Services and Social Welfare	25,663,308.00	3,677,252.02	0.00
Economic Services	326,075,903.00	48,032,415.38	0.00
Debt Service (FE) (Interest Expense & Other Charges)	2,600,000.00	2,460,413.84	0.00
TOTAL CURRENT OPERATING EXPENDITURES	915,243,199.00	181,960,077.71	1,013,436.81
NET OPERATING INCOME/(LOSS) FROM CURRENT OPERATIONS	228,417,338.00	104,560,349.38	9,073,666.08
ADD: NON-INCOME RECEIPTS			
CAPITAL/INVESTMENT RECEIPTS	0.00	0.00	0.00
Proceeds from Sale of Assets	0.00	0.00	0.00
Proceeds from Sale of Debt Securities of Other Entities	0.00	0.00	0.00


Total
70,399,891.22
14,928,837.73
13,739,495.23
687,759.34
501,583.16
55,471,053.49
678,157.80
1,715,417.00
49,072,586.79
4,004,891.90
226,207,638.76
216,207,638.76
-
10,000,000.00
-
296,607,529.98
-
296,607,529.98
#VALUE!
110,984,284.49
1,013,436.81
16,805,711.98
-
-
3,677,252.02
48,032,415.38
2,460,413.84
182,973,514.52
113,634,015.46
-
-
-


Collection of Loans Receivables	0.00	0.00	0.00
RECEIPTS FROM LOANS AND BORROWINGS (Payable)	0.00	0.00	0.00
Acquisition of Loans	0.00	0.00	0.00
Issuance of Bonds	0.00	0.00	0.00
OTHER NON-INCOME RECEIPTS	0.00	12,646,934.12	0.00
TOTAL NON-INCOME RECEIPTS	0.00	12,646,934.12	0.00
ADD: SUPPLEMENTAL BUDGET FOR CAPITAL OUTLAY	0.00	0.00	0.00
TOTAL AMOUNT AVAILABLE FOR CAPITAL EXPENDITURES	0.00	12,646,934.12	0.00
LESS: NON-OPERATING EXPENDITURES			
CAPITAL/INVESTMENT EXPENDITURES	187,087,308.00	262,185.67	0.00
Purchase/Construct of Property Plant and Equipment (Assets/Capital Outlay)	187,087,308.00	262,185.67	0.00
Purchase of Debt Securities of Other Entities (Investment Outlay)	0.00	0.00	0.00
Grant/Make Loan to Other Entities (Investment Outlay)	0.00	0.00	0.00
DEBT SERVICE (Principal Cost)	50,000,000.00	4,883,789.01	0.00
Payment of Loan Amortization	50,000,000.00	4,883,789.01	0.00
Retirement/Redemption of Bonds/Debt Securities	0.00	0.00	0.00
OTHER NON-OPERATING EXPENDITURES	0.00	32,804,822.88	0.00
TOTAL NON-OPERATING EXPENDITURES	237,087,308.00	37,950,797.56	0.00
NET INCREASE/(DECREASE) IN FUNDS	-8,669,970.00	79,256,485.94	9,073,666.08
ADD: CASH BALANCE, BEGINNING	624,287,310.33	517,587,616.03	47,877,491.90
FUND/CASH AVAILABLE	615,617,340.33	596,844,101.97	56,951,157.98
Less: Payment of Prior Year/s Accounts Payable	47,334,574.04	47,313,753.10	20,820.94
CONTINUING APPROPRIATION	253,639,925.95	8,372,808.83	2,651,727.17
ADD: ADVANCE PAYMENT			
FUND/CASH BALANCE, END	314,642,840.34	541,157,540.04	54,278,609.87

Prepared by:

Approved by:


ANA MARIE D. MARTIR
Local Treasurer


JC Rahman A. Nava, MD
Local Chief Executive


GREGORY G. TEÑOSO II
Local Accountant


JEAN L. PATANINDAGAT
Local Budget Officer

-
-
-
-
12,646,934.12
12,646,934.12
-
12,646,934.12
-
262,185.67
262,185.67
-
-
4,883,789.01
4,883,789.01
-
32,804,822.88
37,950,797.56
88,330,152.02
565,465,107.93
653,795,259.95
47,334,574.04
11,024,536.00
-
595,436,149.91