

**STATEMENT OF RECEIPTS AND EXPENDITURES**

REGION: REGION VI - WESTERN VISAYAS

CALENDAR YEAR: 2025

PROVINCE: GUIMARAS

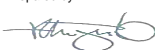
QUARTER: 2

CITY/MUNICIPALITY:

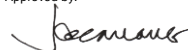
PERIOD COVER:

Particulars	Income Target/ Budget Appropriation	General Fund	SEF	Total
LOCAL SOURCES	284,929,000.00	114,019,999.77	10,042,981.43	124,062,981.20
TAX REVENUE	46,274,000.00	12,146,110.92	10,037,550.38	22,183,661.30
Real Property Tax	44,200,000.00	10,476,867.33	10,037,550.38	20,514,417.71
Tax on Business	1,042,000.00	604,121.22		604,121.22
Other Taxes	1,032,000.00	1,065,122.37		1,065,122.37
NON-TAX REVENUE	238,655,000.00	101,873,888.85	5,431.05	101,879,319.90
Regulatory Fees (Permits and Licenses)	1,750,000.00	953,835.46		953,835.46
Service/User Charges (Service Income)	5,530,000.00	2,495,165.36		2,495,165.36
Receipts from Economic Enterprises (Business Income)	228,145,000.00	98,224,388.23		98,224,388.23
Other Receipts (Other General Income)	3,230,000.00	200,499.80	5,431.05	205,930.85
EXTERNAL SOURCES	1,154,810,431.00	644,112,271.15		644,112,271.15
National Tax Allotment	1,090,810,431.00	545,405,217.00		545,405,217.00
Other Shares from National Tax Collections		40,387.50		40,387.50
Inter-Local Transfers	64,000,000.00	98,666,666.65		98,666,666.65
Extraordinary Receipts/Grants/Donations/Aids				-
TOTAL CURRENT OPERATING INCOME	1,439,739,431.00	758,132,270.92	10,042,981.43	768,175,252.35
ADD: SUPPLEMENTAL BUDGET (UNAPPROPRIATED SURPLUS) FOR CURRENT OPERATING	74,607,012.98			-
TOTAL AVAILABLE FOR CURRENT OPERATING EXPENDITURES	1,514,346,443.98	758,132,270.92	10,042,981.43	768,175,252.35
LESS: CURRENT OPERATING EXPENDITURES (PS + MOOE + FE)				-
General Public Services	565,522,052.59	191,857,367.66		191,857,367.66
Education, Culture & Sports/Manpower Development	23,104,878.00		8,127,726.06	8,127,726.06
Health, Nutrition & Population Control	87,857,705.00	25,764,997.48		25,764,997.48
Labor and Employment				-
Housing and Community Development				-
Social Services and Social Welfare	42,861,208.00	8,578,276.42		8,578,276.42
Economic Services	453,065,761.39	111,264,748.90		111,264,748.90
Debt Service (FE) (Interest Expense & Other Charges)	22,114,211.50	8,312,153.34		8,312,153.34
TOTAL CURRENT OPERATING EXPENDITURES	1,194,525,816.48	345,777,543.80	8,127,726.06	353,905,269.86
NET OPERATING INCOME/(LOSS) FROM CURRENT OPERATIONS	319,820,627.50	412,354,727.12	1,915,255.37	414,269,982.49
ADD: NON-INCOME RECEIPTS				-
CAPITAL/INVESTMENT RECEIPTS				-
Proceeds from Sale of Assets				-
Proceeds from Sale of Debt Securities of Other Entities				-
Collection of Loans Receivables				-
RECEIPTS FROM LOANS AND BORROWINGS (Payable)		15,228,045.00		15,228,045.00
Acquisition of Loans		15,228,045.00		15,228,045.00
Issuance of Bonds				-
OTHER NON-INCOME RECEIPTS				-
TOTAL NON-INCOME RECEIPTS		15,228,045.00		15,228,045.00
ADD: SUPPLEMENTAL BUDGET FOR CAPITAL OUTLAY	104,800,000.00			-
TOTAL AMOUNT AVAILABLE FOR CAPITAL EXPENDITURES	104,800,000.00	15,228,045.00		15,228,045.00
LESS: NON-OPERATING EXPENDITURES				-
CAPITAL/INVESTMENT EXPENDITURES	341,979,978.00	96,655,082.01		96,655,082.01
Purchase/Construct of Property Plant and Equipment (Assets/Capital Outlay)	341,979,978.00	96,655,082.01		96,655,082.01
Purchase of Debt Securities of Other Entities (Investment Outlay)				-
Grant/Make Loan to Other Entities (Investment Outlay)				-
DEBT SERVICE (Principal Cost)	40,105,862.00	13,141,611.72		13,141,611.72
Payment of Loan Amortization	40,105,862.00	13,141,611.72		13,141,611.72
Retirement/Redemption of Bonds/Debt Securities				-
OTHER NON-OPERATING EXPENDITURES		2,784,349.37		2,784,349.37
TOTAL NON-OPERATING EXPENDITURES	382,085,840.00	112,581,043.10		112,581,043.10
NET INCREASE/(DECREASE) IN FUNDS	42,534,787.50	315,001,729.02	1,915,255.37	316,916,984.39
ADD: CASH BALANCE, BEGINNING	764,007,448.07	724,552,316.92	39,455,131.15	764,007,448.07
FUND/CASH AVAILABLE	806,542,235.57	1,039,554,045.94	41,370,386.52	1,080,924,432.46
Less: Payment of Prior Year/s Accounts Payable	70,475,192.99	70,475,192.99		70,475,192.99
CONTINUING APPROPRIATION	183,066,166.30			-
ADD: ADVANCE PAYMENT		629,527.95	916,002.94	1,545,530.89
FUND/CASH BALANCE, END	553,000,876.28	969,078,852.95	41,370,386.52	1,010,449,239.47


Prepared by:

  
**RENATO J. TARRAZONA JR.**  
 Acting Provincial Treasurer

Approved by:

  
**JC Rahman A. Nava, MD**  
 Local Chief Executive

  
**GREGORY G. TEÑOSO II**  
 Local Accountant

  
**Jean L. Patanindagat**  
 Local Budget Officer